



ENERG
енергия · ενεργεια



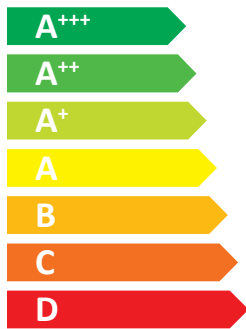
NIBE

NIBE S2125-8



55 °C

35 °C



A++

A+++



dB



49 dB

■ 5
■ **5**
■ 5
kW

■ 5
■ **5**
■ 6
kW



2019

811/2013



ENERG

енергия · ενεργεια

Y

IJA



IE





IA

NIBE

NIBE S2125-8 + SMO



+ 
 + 
 + 
 + 














Supplier's name:	NIBE AB		
Model:	NIBE S2125-8		
Temperature application	35	55	°C
Declared load profile for water heating			
Seasonal space heating energy efficiency class, average climate:	A+++	A++	
Water heating energy efficiency class, average climate:			
Rated heat output, average climate:	5,3	5,3	kW
Annual energy consumption for space heating, average climate	2196	2939	kWh
Annual electricity consumption for water heating, average climate			kWh
Seasonal space heating energy efficiency, average climate:	196	146	%
Water heating energy efficiency, average climate:			%
Sound power level LWA indoors	0		dB
Rated heat output, cold climate:	5,4	5,2	kW
Rated heat output, warm climate:	5,5	5,2	kW
Annual energy consumption for space heating, cold climate	3238	4055	kWh
Annual electricity consumption for water heating, cold climate			kWh
Annual energy consumption for space heating, warm climate	1161	1570	kWh
Annual electricity consumption for water heating, warm climate			kWh
Seasonal space heating energy efficiency, cold climate:	161	123	%
Water heating energy efficiency, cold climate:			%
Seasonal space heating energy efficiency, warm climate:	250	174	%
Water heating energy efficiency, warm climate:			%
Sound power level LWA outdoors	49		dB

Data for package fiche SMO

Controller class	VI		
Controler contribution to efficiency	4		%
Seasonal space heating energy efficiency of package, average climate:	200	150	%
Seasonal space heating energy efficiency class for package, average climate:	A+++	A+++	%
Seasonal space heating energy efficiency of package, cold climate:	165	127	%
Seasonal space heating energy efficiency of package, warm climate:	254	178	%

Model(s):		NIBE S2125-8								
Type of heat source/sink:		Air/water								
Low-temperature heat pump:		No								
Equipped with supplementary heater:		No								
Heat pump combination heater:		No								
Climate condition:		Average								
Temperature application:		Medium temperature (55 °C)								
Applied standards: EN14825 - EN12102-1										
Rated heat output		Prated	5,3	kW	Seasonal space heating energy efficiency		η_s	146	%	
<i>Declared capacity for part load at outdoor temperature Tj</i>				<i>Declared coefficient of performance for part load at outdoor temperature Tj</i>						
Tj = -7 °C	Pdh	4,6	kW	Tj = -7 °C	COPd	2,19				
Tj = +2 °C	Pdh	2,8	kW	Tj = +2 °C	COPd	3,77				
Tj = +7 °C	Pdh	2,1	kW	Tj = +7 °C	COPd	4,75				
Tj = +12 °C	Pdh	2,3	kW	Tj = +12 °C	COPd	5,70				
Tj = biv	Pdh	4,6	kW	Tj = biv	COPd	2,19				
Tj = TOL	Pdh	4,8	kW	Tj = TOL	COPd	2,21				
Tj = -15 °C (if TOL < -20 °C)	Pdh		kW	Tj = -15 °C (if TOL < -20 °C)	COPd					
Bivalent temperature				T _{biv}	-10	°C	Operation limit temperature			
Cycling interval capacity for heating				P _{cyh}		kW	Cycling interval efficiency		COP _{cyh}	-
Degradation co-efficient				C _{dh}	0,97	-	Heating water operating limit		WTOL	65
<i>Power consumption in modes other than active mode</i>				<i>Supplementary heater</i>						
Off mode		P _{OFF}	0,008	kW	Rated heat output		P _{sup}	0,0	kW	
Thermostat-off mode		P _{TO}	0,013	kW						
Standby mode		P _{SB}	0,011	kW	Type of energy input		Electric			
Crankcase heater mode		P _{CK}	0,0045	kW						
<i>Other items</i>										
Capacity control		Variable		Rated air flow rate, outdoors					m ³ /h	
Sound power level, indoors/outdoors		L _{WA}	0/49	dB	Rated water flow rate, indoor heat exchanger				m ³ /h	
Annual energy consumption		Q _{HE}	2939	kWh	Rated brine or water flow rate, outdoor heat exchanger			2400,00	m ³ /h	
<i>For heat pump combination heater:</i>										
Declared load profile				Water heating energy efficiency		η_{wh}			%	
Daily electricity consumption		Q _{elec}		kWh	Daily fuel consumption		Q _{fuel}		kWh	
Annual electricity consumption		AEC		kWh	Annual fuel consumption		AFC		GJ	
Approved by:										
Contact details		© NIBE Energy Systems - Box 14 - Hannabadsvägen 5 - 28521 Markaryd - Sweden								